

# Club Notes:



August 2013

## To All Our Crown Jewels Club Members:

Vacations: You make yourself absolutely NUTS trying to get all of your work done so you can be gone....and then you make yourself NUTS trying to get caught up from when you were gone! All that to say, I had a wonderful vacation!

This year I got an email from one of our Crown Jewels Club members who happens to live in Wisconsin. She invited me to hang out with her while I was in Oshkosh! She picked me up, took me out for lunch, and offered to take me to a variety of quilt shops. I elected to go back to her home and sew. She informed me that she had 5 sewing machines set up in her studio, so all I needed to bring along was my project. I took the Raspberry Kiss quilt (see the Opal Marquess Club Notes — April 2013), and my laptop computer.

I hooked up to her internet and answered Sweet Dreams Quilt Studio emails and did a little sewing. I helped her pick out a row of quilting which had a pleat in the backing (who hasn't had THAT happen?!) and helped her select e2e designs for one of her customer quilts. We talked about many different things, from pets to children, quilts, and computers. All-in-all, it was a fabulous day!

I also had zero cell phone signal while at her house, and apparently my family was frantic. My husband said that he didn't know who had picked me up (although I did tell him her name), but knew that I always answer my cell phone, so he was concerned that I had been kidnapped. When she returned me to Oshkosh, I saw that I had 4 missed calls and several texts messages. Maybe it's a good thing to be missing in action from your family occasionally!

So....next year I'm supposed to schedule in extra time so I can stay and play in her studio for 2 or 3 days. This was a very relaxing vacation....lots of naps, a few books read, and I even managed to get some sewing done!

Now it's Kim's turn!

— Janet & Kim

Come See Sweet Dreams Quilt Studio  
at the  
[MQX Quilt Festival—Pacific Northwest!](#)

The Pearl Lady  
contains 113 patterns,  
including 33 panos,  
a retail value of  
\$1295.



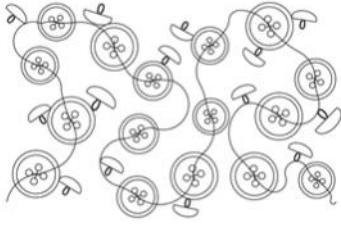
**MQX Quilt Festival - Pacific Northwest**

*Formerly MQX West - Portland, Oregon*

**Register NOW for Classes & Events**

**Portland, Oregon dates are October 9-12, 2013**

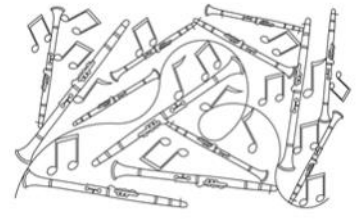
# Panos



**Pattern Name:** button pano 001  
**Pearl Lady Archive**




**Pattern Name:** clarinet pano 001  
**Pearl Lady Archive**



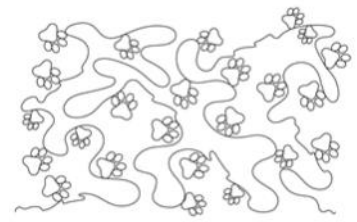
**Pattern Name:** clarinet pano 002  
**Pearl Lady Archive**




**Pattern Name:** deer antler pano 001  
**Pearl Lady Archive**




**Pattern Name:** dixie plunkett pano 001  
**Pearl Lady Archive**




**Pattern Name:** dog paws overlay 001  
**Pearl Lady Archive**



**Pattern Name:** firefly pano 001  
**Pearl Lady Archive**



**Pattern Name:** firefly pano 002  
**Pearl Lady Archive**



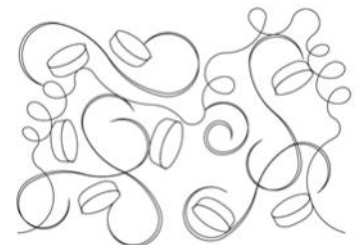
**Pattern Name:** flower pano 002  
**Pearl Lady Archive**



**Pattern Name:** halloween night 007  
**Pearl Lady Archive**




**Pattern Name:** hawkeyes pano 002  
**Pearl Lady Archive**



**Pattern Name:** hockey puck pano 001  
**Pearl Lady Archive**


# Panos Cont.



**Pattern Name:** ice cream pano 001  
**Pearl Lady Archive**



**Pattern Name:** iloveupano 001  
**Pearl Lady Archive**



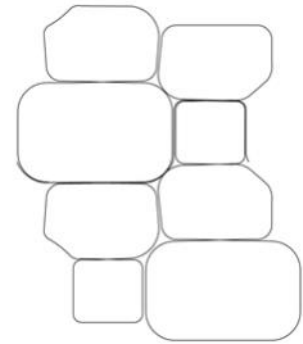
**Pattern Name:** jar pano 001  
**Pearl Lady Archive**




**Pattern Name:** jar pano 002  
**Pearl Lady Archive**




**Pattern Name:** jar pano 003  
**Pearl Lady Archive**



**Pattern Name:** judy cooblesones  
**Pearl Lady Archive**



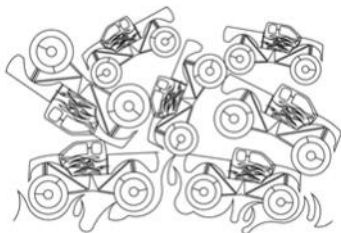
**Pattern Name:** lauren pano 002  
**Pearl Lady Archive**




**Pattern Name:** military stars pano 001  
**Pearl Lady Archive**




**Pattern Name:** mn pano 002  
**Pearl Lady Archive**



**Pattern Name:** monster truck pano 001  
**Pearl Lady Archive**



**Pattern Name:** navy pano 001  
**Pearl Lady Archive**



**Pattern Name:** peace pano 004  
**Pearl Lady Archive**

*Panos Cont.*



**Pattern Name:** reindeer dove pano 001  
**Pearl Lady Archive**



**Pattern Name:** reindeer snowflake pano  
**Pearl Lady Archive**



**Pattern Name:** stormy swirls pano 001  
**Pearl Lady Archive**



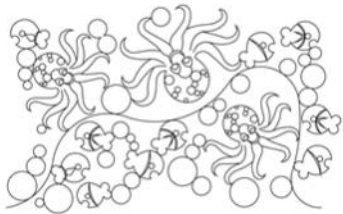
**Pattern Name:** stormy swirls pano 002  
**Pearl Lady Archive**




**Pattern Name:** stormy swirls pano 003  
**Pearl Lady Archive**




**Pattern Name:** stormy swirls pano 004  
**Pearl Lady Archive**



**Pattern Name:** underwater pano 002  
**Pearl Lady Archive**



**Pattern Name:** underwater pano 003  
**Pearl Lady Archive**



**Pattern Name:** zig swirls pano 001  
**Pearl Lady Archive**

### Simple Pattern Housekeeping:

We recommend that you save all of your Sweet Dreams Quilt Studio patterns into the same folder on your system. They will then sort alphabetically and therefore be much easier to locate. For example, let's say you are looking at patterns in the Dawn series. That series spans several collections as quilters have requested variations, modifications, and block specific versions of the motifs. When they are all in the same folder, sorted alphabetically, you can easily see what you have. Double checking that list of patterns before making pattern purchases will prevent you from duplicate purchases. It will also save you the time of looking in all of the separate collections and/or archives.

---

## Longarm Tip of the Month

When ordering thread for your longarm, order a minimum of two cones for each color. One cone is for the top thread and the other cone for your bobbin winder. While it is true that you can wind all of your bobbins before beginning the quilt, if you don't know how many bobbins you're going to need and you think you might run short of thread, you will waste thread removing the top thread cone repeatedly to wind bobbins.

Thread is expensive, but you must consider the value of your time as well as the value of not finding yourself stressed out over the possibility of running out of thread mid quilt. Also, if you do run out of thread, paying for expedited shipping will cost you more than the cost of the extra cone of thread.

---


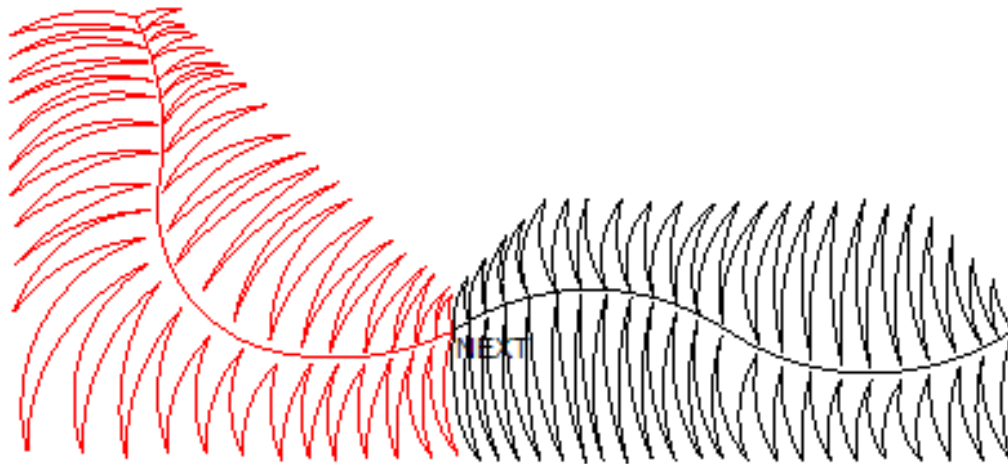
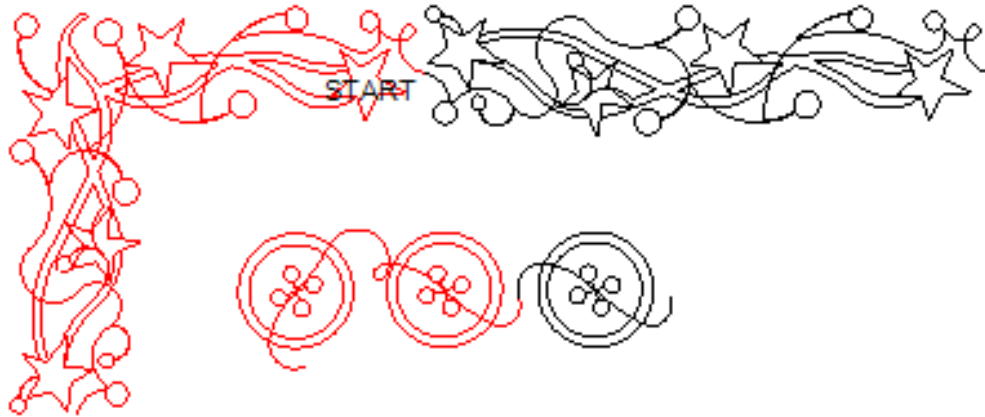
## Credit Card Housekeeping

On the first day of vacation, we used a credit card to purchase dinner at a restaurant. That transaction went through just fine. After dinner, we went to the local grocery store to purchase our supplies for our week of camping. This time, the credit card charge was declined. I received an email notification on my smart phone asking me to contact the fraud department of my credit card carrier. I called them, and they wanted me to verify purchases. They then told me that if I had notified them of my travel plans ahead of time, I would not have had my card declined.

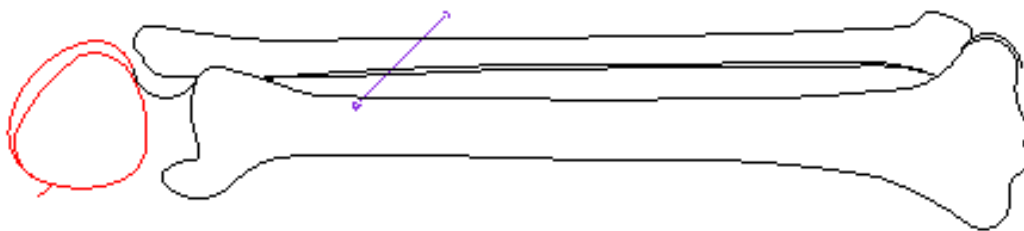
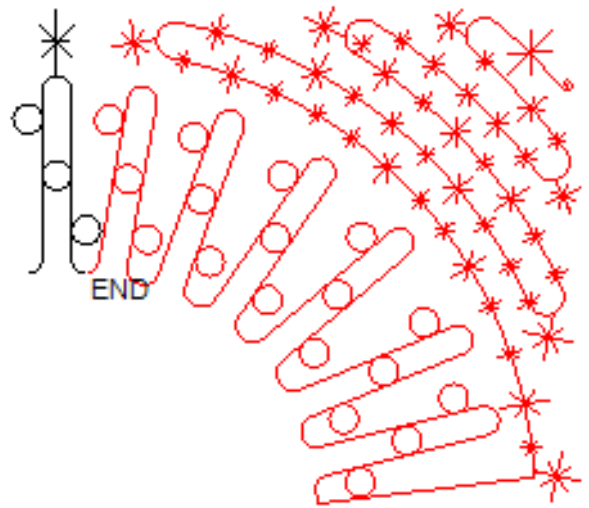


On the one hand, it seemed a bit extreme to have to tell them I was going on vacation....it's not like I left the country. On the other hand, it was really nice to know that the credit card carrier was looking out for my interests.

I should have thought about this scenario, as we have had several Crown Jewels Club members who have had their credit card accounts frozen until the carrier could determine if the unusual activity was fraud. And then, when there actually has been fraudulent activity and they issue a new card, it's important to contact all of your recurring payment companies as soon as possible. I know that our credit card payment gateway charges Sweet Dreams Quilt Studio \$15.00 for each declined Periodic Billing Transaction. It doesn't take long for that to add up!

# New Border & Border Corner Sets



# More Border & Border Corner Sets



Pattern Type	Size	Name of Existing Pattern for Modification	Name to be included in pattern	Attach good photos of quilt and blocks	Style you're going for. Other patterns you're using in the quilt, etc.
Block #1					
Block #2					
Block #3					
Border & Border Corner #1					
Border & Border Corner #2					
Border & Border Corner #3					
Triangle-Equilateral (all sides equal and all angles are 60 degrees)					
Triangle-Isosceles (two equal sides and two equal angles)					
Triangle-Scalene (no equal sides & no equal angles)					
Sash					
Point-to-Point					
Edge-to-Edge—Directional					
Edge-to-edge-Non Directional					
Edge-to-Edge-Interlocking					
Edge-to-Edge-Squared					

### **Important things to consider and include with your design request:**

When you take photos of the quilt and/or quilt block, the camera should be parallel to the quilt (we need a straight on shot). If we have to draft out the block, it helps a lot to capture correct angles.

If you want an existing pattern modified, we need the exact pattern name. (We cannot modify another designer's pattern, so please don't ask us to do that.)




Style you're going for: If you want celtic, but don't tell us and we make floral, no one will be happy.

If you want a name included in the pattern, you need to double check the spelling before you submit the request. If you find out after the pattern has been designed that you requested the pattern with incorrect spelling, your submission of the correct name spelling goes to the end of the drawing list, causing a delay for you.

If your machine has a short throat, please make sure you tell us the largest amount of the fabric your machine has access to quilt. **PLEASE email your design requests (you can follow up with a phone call, but it helps us to have the email.)**




Kim had requests for border corner patterns to work with older border patterns:



Are there borders for which you would like Kim to make border corner patterns? If so, email us with your list.

# New York Beauty Pattern Set



# Favorite Longarm Supplies Vendors:

We've had many questions from new longarm quilters about the best places to buy their supplies. So, we thought we'd provide a list of our favorite vendors. This is not an exclusive list...you may already have other vendors who take care of your longarm supply needs...and we're not trying to convert anybody.

**Superior Thread:** I buy King Tut Thread in the 2000 yard cones, although they have poly thread as well. They sell wholesale only, so you'll need your sales tax certificate to set up an account. They have an amazing selection of thread. They have fabulous customer service and an easy online account set up process. They also ship internationally! <http://www.superiorthreads.com>

**Checker Distributing:** Wholesale Only.....I have rarely looked in vain for anything quilt related on their site. Shopping for supplies can be addicting! Shipping is charged on large items, but not on items such as pins, needles, thread, books, scissors, or most other notions. They do charge shipping on bolts of fabric, luggage, cutting mats, Ott Lights, etc. <http://www.checkerdist.com>

**SouthStar Supply Company:** They have scissors, snips & holsters, bobbins, pattern making supplies, rotary cutters, mats, knives, sharpeners, notions, needles, pins, ergonomics, safety, & handling supplies, steamers, machine oil, spot lifters, silicone.....and they are very nice people to work with. <http://www.southstarsupply.com>

**Quilter's Dream Batting:** I have pretty much stopped purchasing rolls of batting. I find it easier to maintain an accurate inventory of batting, and it stores well. Unlike some packaged batting, I don't find that the QD batting is distorted, and so it doesn't require a trip through my dryer before I can use it. Some of my best friends who also have longarm quilting businesses stock packaged batting as well as batting on a roll. We agree that these people are easy to work with! <http://www.quiltersdreambatting.com>

**Quilted Memories:** This Hobbs Batting distributor is only a quick phone call away. She ships UPS or Fed Ex. UPS costs a bit more, but since they'll put my packages inside my garage rather than leaving it out on my front porch, I don't mind that extra cost. This lady (Lyn Heilman) makes it happen! When I find myself in a batting crunch, she's there for me! Just gotta love that! (Plus she provided all the classroom batting for the SUGAR 2010 Conference this past summer). <http://www.quiltedmemoriesllc.com>

**Virginia Longarm:** I buy the dress bag and the 3-sided zipper totes to deliver my quilts to customer. They bring their next quilt to me in their bag. When I arrive at our guild meetings, laden with my purple bags, people say it looks like Christmas. Their quilts stay clean and it adds a little extra class and professionalism to my business. <http://www.virginialongarm.com> or call 804-708-0741.